

Original Paper

COVID 19 Cure Technique

Rimon Adel Louis*

* Kuwait. E-mail: remo.12393@gmail.com

Received: March 29, 2020 Accepted: April 8, 2020 Online Published: April 12, 2020

doi:10.22158/sshr.v1n1p48 URL: <http://dx.doi.org/10.22158/sshr.v1n1p48>

Abstract

The cure presents in this study is course of techniques depend on three methods to neutralize the virus threat's in both sides to prevent it from replication and mutation as the principle acknowledge the speed time of recovery and show the weakness parts in the virus itself by using effective strategy. The cure include three specific procedure first step is to attack both infected cells and the virus molecules with plasma represented in ionic treatment by ionizing the air inside lung and allow the Zinc particles to attack the infected cells membrane which diffused in the body, second step supply and stimulate the immune system in order to complete the attack of the virus by changing the environment required for replication then destroy the damaged cells in order to force the virus to shrink finally the last step is to evacuate the body from the trash of the virus by using organic antioxidants plants help in extract mucus of dead viruses that technique is highly recommended to dismiss the dead virus bodies outside the patients and that will help to kill the virus and avoid it's side effects in the long term as it is not confirmed that the virus mutate to latency stage then back to attack the body again specially there is no evidence for the full recovery of the patients as the tests done after a while and some of them return to positive results again which lead to some of them suffering from the virus again after recovery in addition to the randomly behavior of the virus that has been shown in the European countries unlike the Chinese virus which put the world in obstacle of speed mutation and that is so dangerous if we put in our consideration the huge numbers of the infected and dead persons, the strategy strongly remark the weakness points in the virus in order to neutralize it even in the late stages for the patients who suffering from immunity issues as the benefits from Cure can recover the actual infected and realistic for the numbers of the persons infected unlike the vaccine that required to be injected for billions of people.

Keywords

COVID-19, novel corona virus, COV2

1. Introduction

The world facing most rapid infection in the modern history that required effective cure lead to vaccine in perfect timeline in order to contain the disease without collapse of both health and economy system all over the globe with guarantee of avoiding side effects and treat maximum numbers in short time as the increasing of number of death day by day lead to loss of control to contain that pandemic situation.

2. Instant Challenges of the COVID-19 in the World

2.1 High spread of the disease

The most dangerous and aggressive obstacle in the world when it comes to the easiest way of infection and the high exponential growth of that disease as the numbers informed us in Figure 1 and 2 that in only three months the situation turned to be pandemic and according to the below table till the date of publish this current study show how the infection spread in the world the death rate increased in Feb & march.

Table 1. Infection and Death Rate

infected	1715143
death	103874
ratio of infection	6.0%
Recovery	389374
Ratio of recovery	22%

The noticeable observation the ratio of death between males and females as gender play important role due to some factors:

A-the genetic structure presents in x chromosome that regulate the immune system as females have two, but males have one.

B-the unhealthy and risky habits done by men unlike women such as smoking, drinking, etc.

C-biological factor may return to estrogen hormone that increase antiviral women immune respond.

According to the world organization of health this is the official records that registered from the governments the disease reach to the high infection rate from 20 of December 2019 till 28 of march 2020 with multiple ways of infections such as check hands and touching un clean surfaces and the coughing from infected persons within one meter.

2.2 Diseases already Exists in the Body of the Patients and That Will Increase the Power of the Virus

The COVID-19 infect the lungs which most probably infected by another diseases or the patient smoker that will lead to make the cells in the lungs less operational and could enable the virus to attach in the bacteria and damaged cells already existed inside the lungs with put in consideration that in the best conditions the persons exposed to sever pollution which affect the lung performance and according

to the comparison of the infected people age as shown in Figures 1& 2 variation in both recovery and infection we infer that no one above facing that lethal virus with measurable evidence the diagnoses of most of the cases suffered from diseases or interruptions inside their respiratory system.

The main issue presented as the follow:

A-the virus can attack easily weak respiratory system suffered from previous diseases.

B-the small capability of the immune system detection of the virus which allow it to hide and wait to be more aggressive.

C-the unhealthy environment that will be available if the patient smoking or suffering from some inflammation in the lungs that will give the advantages to the virus to exponential growth and control the healthy cells in order to spread the replication process.

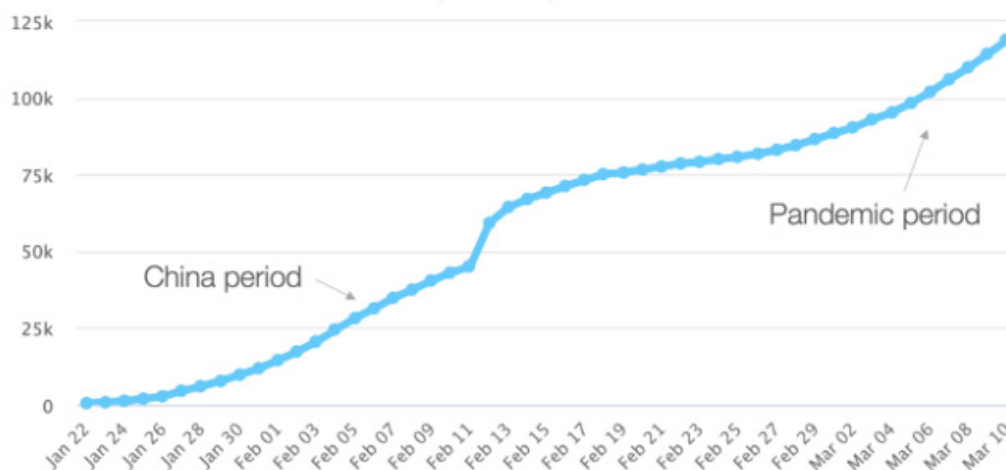


Figure 1. The Expansion of the Disease and the Noticeable Jump in March

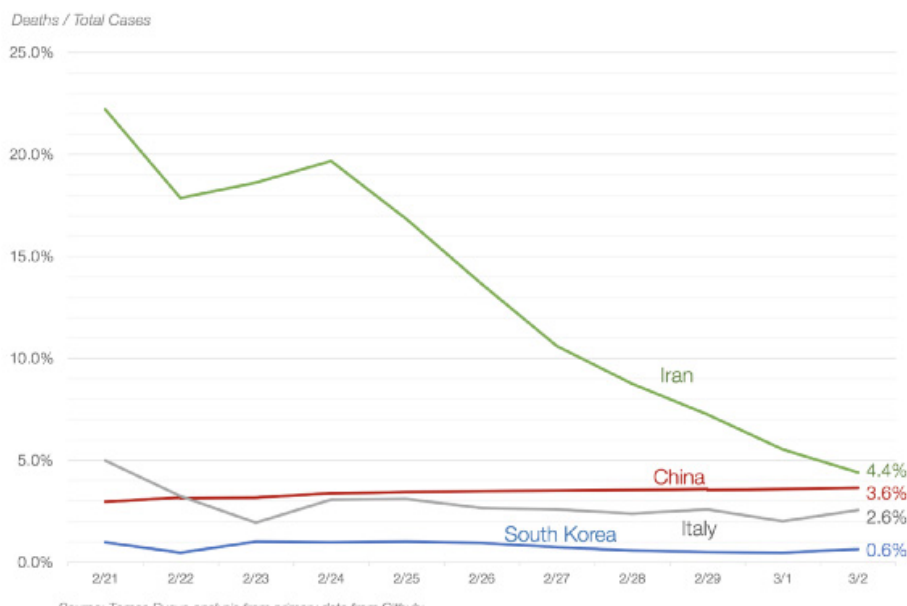


Figure 2. Fatality Rate Death Shown in the below Chart

2.3 The Immune System Efficiency

Each patient had special immune system some of them are weak and the others are strong and that will be determined with the diagnoses of other diseases such as suffering from cancer, diabetes or pneumonia above all of this the age of the person himself which determine the case from mild to critical and most of the times the immune system cannot survive from the lethal infection that lead to death or critical damage in the breathing system which lead put obstacle for recovery for the patient suffered from the virus.

The issues of the immune system categorized in the following table.

Table 2. Top Reasons for Defective Immune Systems

low levels of Zinc element in the body
non healthy feeding system
low levels of Vitamin D
Low levels of water supply in the body
Suffering from some critical diseases
smoking habits which damaged the respiratory system

2.4 The Cure Lateness and Side Effects

The issue of cure lateness has aggressive results presented of the double increase of the numbers of the infected people which lead to destroy the health systems of the countries because the power of receiving infected people will be larger than the possibilities, otherwise to get efficient cure it should be

fit to full recovery and less side effects in both short and long term and basically this required huge time and many tests with confirmation and certainly about the efficiency and the timeline with decreasing the side effects as maximum as it possible to approximately zero percent.

According to the current situation the study presents the main issues of cure creation in the following table.

Table 3. Vaccine Creation Challenges

safety procedure could take several years till certain results
in best estimation a vaccine could be available approximately from 12 to 16 months
side effects should be in low levels in order to get the vaccine ready
the current strategy is not sufficient as it focuses on preventing the virus receptors from contacting the cell membrane without vision to destroy the virus cells and dismiss it from the infected body which allow an expected mutation cannot be faced in the future if the symptoms back or wrong diagnoses happened

The period of recovery is very important as the cure should take the shortest medical care time in order to save the health system capacity of the countries as it's seems according to the above explanation that the vaccine is far away from production even in the near future because currently the pandemic reach thousands of persons infected and expected if the situation still by the rapid increase of the persons infected the number will reach millions in a couple of months and that has severe impact globally when it comes to human life and existence also.

2.5 Virus Mutation and Stages

It is clear that the virus in a state of rapid mutation and has multiple types as new researches from CDC confirm that the disease in china unlike the other in Europe specially Italy and the disease acting currently in USA that because one reason, the speed mutation of that virus which resulted from the randomly behavior of the way that it acts.

For the time being we have three basic stages determine the intensive care procedures for the patients:

First: primary stage and this stage the virus contacts the throat and attach to healthy cell membrane.

Second: the replication and spread in the respiratory system.

Third: the inflammation causes by the disease with the creation of symptoms of pneumonia that lead to full the lungs with liquid and make the breathing process very difficult.

The noticeable of this virus his randomly behavior and the different of the conditions from person to another which allow it to mutate and develop it is own capability.

Notice: the contradiction in researchers and information from all laps in the world in addition to unclear data released from some governments result unknown period of facing the disease as main issue currently appear lack of information about patient zero, virus behavior, mutation happened in Europe and latency stage possibility.

2.6 Possibility of Latency Stage

As result of virus mutation that mentioned above and random behavior it could be latency stage is the most dangerous part because some of the cases has been positive again after recover then got infected again and when it comes to COVID -19 test and detection it shown that they are infected again.

The possibility of latency stage more likely for two reasons:

The first

diagnoses mistakes

The second

speed virus mutation

And there is no evidence for periodic detection for the people has been recovered as they should be in highly notice period as the normal viruses' protocol to be inactive mood until the body suffering from healthy issues then turn back to be more lethal and deadly.

2.7 Collapse of World Economy System and Health System

The impact of novel corona virus and failure in preventing spread of infection lead the decision makers in most of the country to implement curfew in order to reduce the interactions between persons and filter the infected people in order to give the medical care needed for the infected people but the consequences for the material losses was incredible as the production stopped in many countries while the increasing of infected and dead people in the middle of fear for unclear situation of the ability of the health system capacity in the countries while the numbers estimated by hundred thousand such as USA, Spain, Italy, Iran and France and that is very series threat for the humanity as the economy is the main base in the modern life of the human beings.

One of the biggest drops impacted the energy sector as result of collapse Figure 5 represent massive drop in the oil prices.

Oil price hits 18-year low

Brent crude, US dollars per barrel



Figure 3. Lack in Growth According to the Organization of Economy Cooperation Estimated by the below Percentage in the below Graph in Figure 4

OECD downgrades growth forecasts

Economic growth (GDP) expected to slow down in 2020

■ Growth in 2019 ■ Growth forecast for 2020

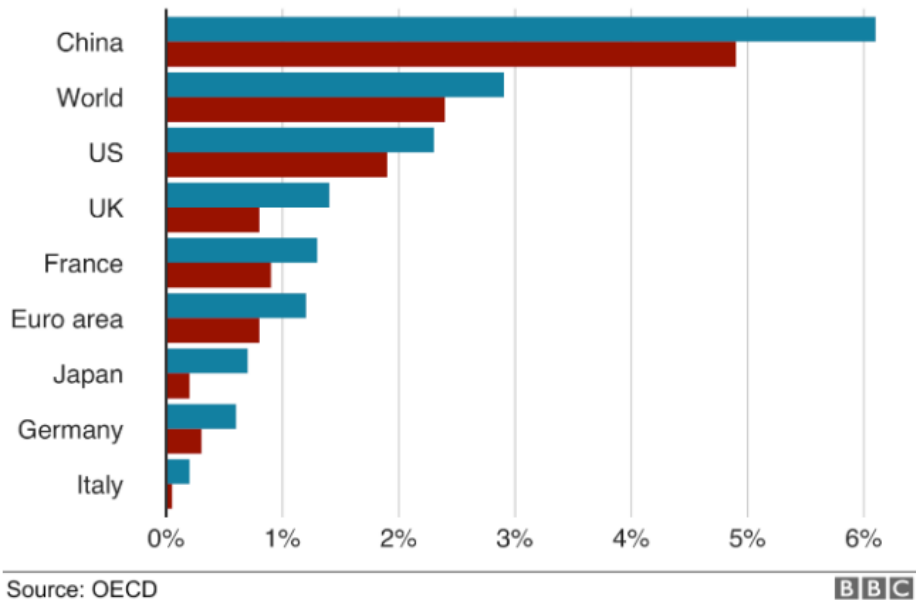


Figure 4. Figure Title

3. Weakness Points of the Virus

3.1 Introduction for the Virus Structure

The COVID-19 virus is simple structure envelope with protein casing and there are many receptors to facilitate hacking the human cells and inside it the RNA that was responsible for replication in advanced stage and the below description is common in viruses which is easy if we use the required tools to destroy the protein shell:

1) The remarkable notice of the body of all viruses is envelope protein shell which can be easily shrink in temperature 56 C or can be damaged instantly by derivatives of sodium ions and Zinc also. So, the information gathered instantly about the creation of the body of the virus informed us that sodium derivatives atoms and high temperature can remove the dangerous effect of the disease.

2) The virus targeting a special place (lungs) can be entrance for the cure from more than one side:
The First: by sending the cure through the air that patient breath in a form of spray or ionized air;
The Second: through the immune system that will contribute for maximum attack and blockade the virus from all sides with high effective results of speed recovery; the probability of recovery will be much higher because of the pressure that will be exposed for the virus's bodies from all directions to maintain the lung cells and attacking the infected cells.

3) Some immune systems can defeat the symptoms easily which lead us to a conclusion that stimulate the immune system could be enough for full recovery.

4) The weakness resistant of the virus as many earlier tests shown that healthy people who have strong immune systems if the virus try to hack the lung cells that will alert the immune system in order to contain the stranger items inside the human body and that required expose the immune system capabilities that will lead to a conclusion if we stimulate the immune system it can attack the virus and help for speed recovery.

4. The Main Idea of the Cure and Explain How to Damage the Virus with Zero Side Effects

4.1 Introduction for How the Virus Infect the Body

COVID-19 sneaking through the throat and get it is own way to the lung cells by use the protein spikes in order to connect with the cells then enter the cell and use the ribosomes in order to send the genetic material and start the replication process causes inflammation and remarkable damage in the respiratory system lead in some critical cases to death.

4.2 Main Idea of the Cure

At the beginning of the infection the virus cause confusion and chaos that happened by the impact of the disease prevent the immune system to attack and in some occasions attack the healthy cells by sending Killer T cells once the immune system acknowledge the damage and start to targeting the virus the disease reach to critical stage.

4.2.1 The First Step to Neutralize the Threat

Use portable device for ionizing the air and the oxygen from the Ventilator simultaneously to the lungs and allow the negative ions to carry its charge to attack the virus inside the respiratory system as it could be named by the clean stage Ionizers use electrostatically charged plates to produce positively or negatively charged gas ions (for instance N_2^- or O_2^-) that particulate matter sticks to in an effect similar of static electricity the role of the negative ions not stopped in killing the virus but it clean the bacteria and the trash inside the lungs which effect on the health of the patient. The importance of the negative ions is not in using their charge to damage the virus molecules only but allow the Zinc particles to enter inside the protein shell of the envelope of the virus and helping the Immune system to use the T killer cells by huge numbers in order to take control and dismiss the virus dead molecules as the zinc required ions to enter deeply inside the infected cells to force it and make it shrink.

This process will be functionally operational 4 times per day in a period of 20 minutes as the increasing of ionized air can be harmful due to the creation of the ozone gas and that can be toxic and destroy the lungs so the process should be quite and adaptable because a higher daily average than 0.1 ppm (100 ppb, 0.2 mg/m³) can cause directly critical damage in olfactory bulb cells.

4.2.2 Second Step to Improve the Immune System

Two elements should be focused to be sent for the patient body (Zinc and Vitamin D) in a tablets or Capsules as the zinc will prevent the virus receptor from connecting the healthy cells and both of the below elements will improve the immune system performance in order to attack the virus.

The idea is to provide the body with the elements uses as reinforcement for the body who suffer from diabetes cancer, respiratory system issues and harm effects of the smoking persons.

Strongly recommended to supply the body with elements that mentioned before and Ginger with lemon.

Due to the highly remarkable benefits for stimulate the immune system.

- 1) Aid digestion
- 2) Have anti-inflammatory effects
- 3) Boost metabolism
- 4) Have antioxidant effects
- 5) Help eliminate cellulite
- 6) Clean the blood
- 7) Strengthen the immune system
- 8) Are rich in vitamin C

The ginger result from volatile oils that compose 1-3% of the weight of fresh ginger, primarily consisting of zingerone, shogaols, and gingerols with gingerol-hydroxy-methoxyphenyl-1-hydroxy-3-decanone that contribute in killing viruses mission as it have the ability of antioxidant effects and cause damage in the protein shell viruses in addition to Strengthening Lymphocytes.

4.2.3 Third Step Stimulate the Immune System and Remove Mucus from the Body

Most of the infected persons suffered from liquids in the lungs due to pneumonia done by the impact of the disease or there is some trash and bacteria inside the lungs after the battle happened between the T Killer cells and the virus molecules in addition to remove the stuff that happened in the lungs due to an unhealthy life style behavior by some persons such as smoking or drinking or even the persons who suffered from some massive diseases such as diabetes that affect the respiratory system negatively all the factors that mentioned required some elements have the ability to clean the lungs and stimulate the stuck virus molecules to move out the body which applied in Boiled licorice.

4.3 Benefits of Licorice and Chemical Structure

It contains not less than 2.5 percent of Glycyrrhizic acid ($C_{42}H_{62}O_{16}$), Licorice is recommended to treat respiratory problems. Taking licorice as an oral supplement can help the body produce healthy mucus. Increasing phlegm production may seem counterintuitive to a healthy bronchial system. With guarantee of the production of clean, healthy phlegm keeps the respiratory system functioning without old, sticky mucus clogging it and move all the trash inside the lungs.

- 1) Licorice plays a major role in the treatment and prevention of diseases like hepatitis C, HIV and influenza. The triterpenoid content has been confirmed as an antiviral, making licorice extract a potentially strong partner for the immune system. Research published in Food Chemistry described licorice as having “antioxidant, free-radical scavenging, immune stimulating” properties.
- 2) Licorice root is commonly used in alternative medicine to treat colds and sore throats. However, licorice does not only act upon the respiratory system. It can also be soothing to the gut and work as an effective liver cleanser and blood detoxifier when combined with other herbs.
- 3) Other studies prove that the impact of licorice can be considered to a few mechanisms. Glycyrrhizin and glycyrrhizic acid have been confirmed that it can prevent and expansion cytopathology of numerous RNA and DNA viruses, including hepatitis A9 and C, (Van Rossu et al., 1999) herpes zoster, HIV (Hattori et al., 1989) Herpes simplex and CMV.
- 4) Due to the properties responsible for the well-documented pseudoaldosterone syndrome. The identity in structure of glycyrrhetic acid to the structure of hormones excrete by the adrenal cortex is approximately identical. Accounts for the mineralocorticoid and glucocorticoid role of glycyrrhizic acid.

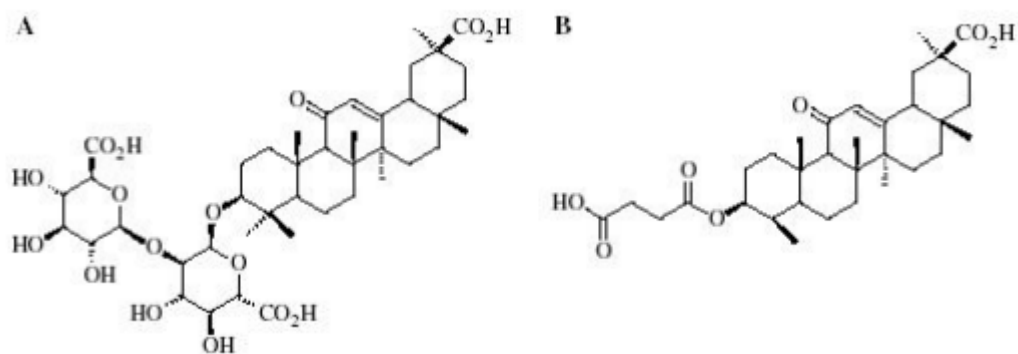


Figure 5. The Figure Presents the Component Structure of Glycyrrhizin (A) and Carbenoxolone (B)

5. Recover the Body from the Effects of the Virus

With using that technique depend on natural and organic elements reach to the speed recovery between 6 days for persons who have good immune systems and 10 days for the persons who in critical cases as we depend on plasma and organic elements guarantee zero side effects and full protection with avoiding mutation and help the body to create antibodies for the future if the novel corona virus attack it again.

Table 4. Schedule Treatment

Day 1	ionic treatment and stimulate the immune system
Day 2	organic treatment in order to get the mucus out
Day 3	stimulate the immune system again
Day 4	Repeat cure of Day 1
Day5	Repeat cure of Day 2
Day 6	Repeat cure of Day 3

6. Result

The patient will get full recovery whatever his case is mild or critical with put on consideration avoiding the mutation possible that may be more lethal for the patients and cannot be contained.

The time of the cure is extremely perfect as it would help to save the health systems of the countries.

Zero side effects from the treatment as it is depending on plasma and organic plants.

Perfect solution available till the vaccine show up and it can contribute the vaccine creation as it will afford huge numbers of mucus full of dead bodies could be used in scientific researches and help to know more about corona family viruses and avoid next mutation in the near future.

Vaccine for billions of people in similar situations is away from realistic thinking as first the rapid increasing should be stopped could be the next stage because the numbers of people infected break out the critical condition.

7. Conclusion

The ionic treatment help to kill the virus's particles. Zinc and vitamin D help to stimulate and reinforce the immune system. Organic plants help the body to excrete the mucus of the trash of dead virus bodies without side effects.

Some cases lead to be infected by pneumonia which lead to leave some liquids in the lungs the organic material will force to remove that liquid and neutralize the inflammation also.

The immune system would create antibodies in order to fight those stranger bodies in the future if the person infected again and that will help in speed recovery.

References

- Alonso, J. (2003). Tratado de Fitofármacos y Nutracéuticos. *Barcelona: Corpus, 2004*, 905-911.
- Arystanova, T., Irismetov, M., & Sophekova, A. (2001). Chromatographic determination of glycyrrhizic acid in *Glycyrrhiza glabra* preparation. *Chem. Nat. Com.*, 37, 89-91. <https://doi.org/10.1023/A:1017675115337>
- Ates, D. A., & Erdoúrul, O. T. (2003). Antimicrobial Activities of Various Medicinal and Commercial Plant Extracts. *Turk J Biol*, 27, 157-162.
- Baba, M., & Shigeta, S. (1987). Antiviral activity of glycyrrhizin against Varicella-zoster virus in vitro. *Antiviral Res*, 7, 99-107. [https://doi.org/10.1016/0166-3542\(87\)90025-8](https://doi.org/10.1016/0166-3542(87)90025-8)
- Fatima et al. (2009). Antifungal activity of *Glycyrrhiza glabra* Linn extracts and its active constituent glabridin. *Phytother Res.*, 23(8), 1190-1203. <https://doi.org/10.1002/ptr.2726>
- Fenwick, G., Lutomski, J., & Nieman, C. (1990). *Glycyrrhiza glabra* L. (Liquorice): Composition, uses and analysis. *Food Chem.*, 38(2), 119-143. [https://doi.org/10.1016/0308-8146\(90\)90159-2](https://doi.org/10.1016/0308-8146(90)90159-2)
- Rastogi, & Mehrotra. (1994). *Compendium of Indian Medicinal Plants published by Central Drug Research Institute, Lucknow and National Institute of Sciences Communication and Information Resources* (Vol. 6, pp. 395-398). New Delhi.
- Thiemens, M. H., & Jackson, T. (1987). Production of isotopically heavy ozone by ultraviolet light photolysis of O₂. *Geophysical Research Letters*, 14(6), 624-627. <https://doi.org/10.1029/GL014i006p00624>
- Tsubota, A. et al. (1999). Combined ursodeoxycholic acid and glycyrrhizin therapy for chronic hepatitis C virus infection: A randomized controlled trial in 170 patients. *Eur J Gastroenterol Hepatol*, 11, 1077-1083. <https://doi.org/10.1097/00042737-199910000-00002>

Wang, Z. Y., Athar, M., & Bickers, D. R. (2000). Licorice in foods and herbal drugs: Chemistry, pharmacology, toxicology and uses. In G. Mazza, & B. D. Oomah (Eds.), *Herbs, Botanicals & Teas* (pp. 321-353). Technomic Publishing Co. Inc, Lancaster, PA.